

[emily\\_huai@hanbell.cn](mailto:emily_huai@hanbell.cn)  
[ir@hanbell.cn](mailto:ir@hanbell.cn)

1.

2.

021-51365368

3.

50%

4.

5.

6.

30

7.

8.

9.

10.

11.

12.

13.

14.

2011

5%

15.

16.

1.

2.

“ ”

3.

- 4.
- 5.
- 6.
- 7.
- 8. 5
- 9.
- 10.

- 1.
- 2. 32
- 3.
- 4. 4 5
- 5.
- 6.
- 7.
- 8.
- 9.
- 10. Powercrusher
- 11.
- 12.
- 13.
- 14. Edwards
- 15. MBA

- 1.
- 2. 5 4
- 3.
- 4. (TZ50 )

- 5. 7
- 6. 50
- 7. 14
- 8.
- 9.
- 10.
- 11. 20 ( ) (2011-05-26)
- 12.
- 13.
- 14.

1

[ ]

95%

3

3-5

40

40

" "

500

50

2

<http://www.compressor.cn/News/hyxx/2011/0522/59092.html> Top

2

30

6000

3000

<http://www.chinaiol.com/html/article/2011-5/172537.asp?hy=14> Top

3

50%

5 22

( )

50%

( HQL )

( HQL )

<http://www.chinaiol.com/html/article/2011-5/172668.asp?hy=14>

Top

4

2010 MCE

<http://www.chinaiol.com/html/article/2011-6/173116.asp?hy=14>

Top

5

2010 100 35% 10%

22% 6 40 3 1 24

10

<http://www.chinaiol.com/html/article/2011-6/174038.asp?hy=14> Top

6 30

5 4 5 20 30

2000

10

5 50

0.3

0.4

30                      5    4    20  
30                                      5

30

2000

30

1000

<http://www.chinaiol.com/html/article/2011-5/171798.asp?hy=82>

Top

7

1.1kg

2010

1300

1990-2000    10

12.1%

2003

1625

10.4    /

8

5%-10%

70

120

300

TEU

<http://www.chinaiol.com/html/article/2011-6/174216.asp?hy=82>

Top

8

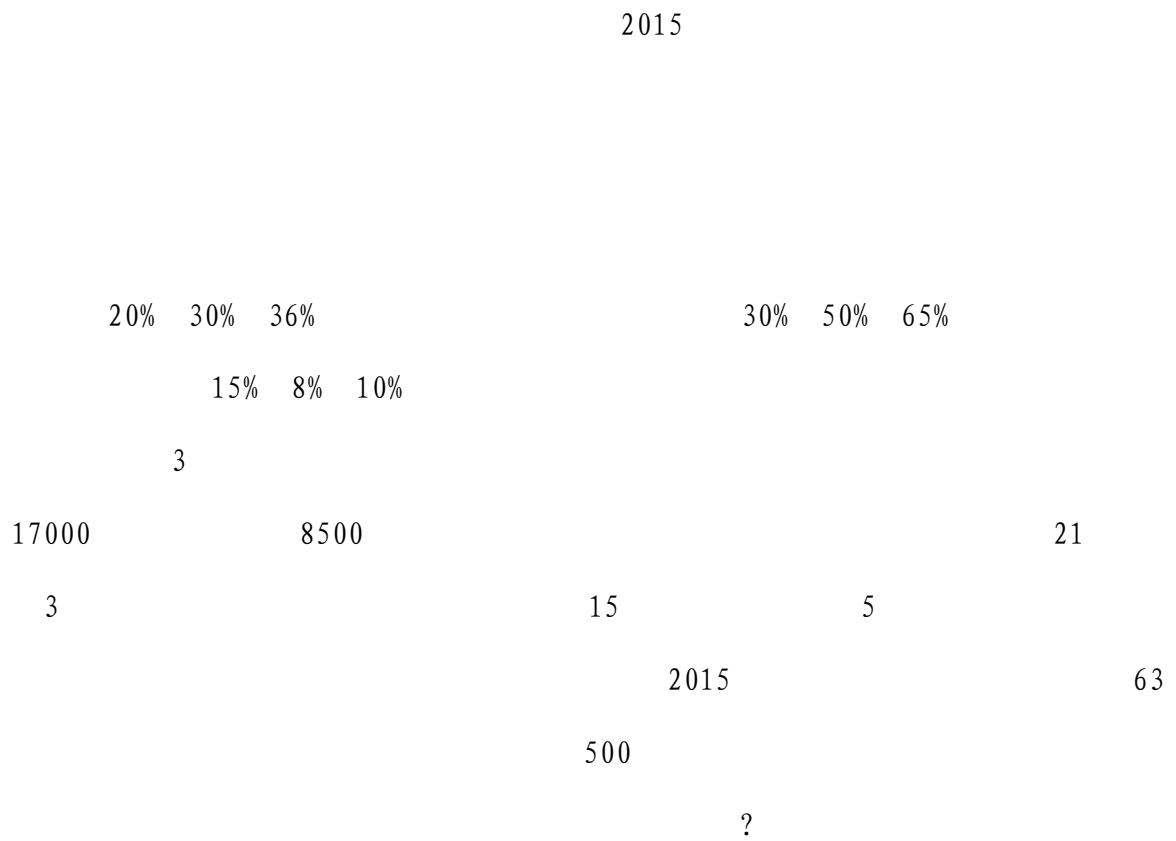
1987

2011

22

2011

W5



21

<http://www.chinaiol.com/html/article/2011-5/171865.asp?hy=82> Top ↑

9

[                    ] 6 1

7 8

300

1000

300

1000

2010

2329

1322

1104

9353.34

;

<http://www.compressor.cn/News/hyqx/2011/0621/59321.html>

Top

11

2011-06-22

[ ] 5

4

(000425. SZ)

4

5

5

(PMI) 52.0%

4

0.9

2

5

4



2008

4

6

6

<http://www.compressor.cn/News/scdt/2011/0616/59290.html>

Top

12

23 10: 22 8.5 TFT-LCD

TCL

8.5 TFT-LCD

220

120K

2011

TCL

13

TFT- LCD

DisplaySearch

2011

TFT-LCD

2011

2012

BOE

(China Star)

(CEC-Panda)

2012

14

2011

5%

1

1

5%

12%

3

2

IC

IC

2 IC

3

(LED)

IC D

IC

[http://www.semi.org.cn/news/news\\_show.aspx?ID=28562&classid=117](http://www.semi.org.cn/news/news_show.aspx?ID=28562&classid=117) Top ↑

15

(www.china-ics.cn)

		2000	26		2010	43		2010
								214782TJ (1012 )
2005					2.45			
19.7%			35236MWt ( )			2.29		
	18.0%				12kW	2010		
294	2005	2			5,5kW			
	150kW					4000kW		
								2007
1800 m <sup>2</sup>	2008		2400 m <sup>2</sup>	2009		3870 m <sup>2</sup>		
	1.007 m <sup>2</sup>			2010				
						60%		
	5		20%					
	2010					450		
								20

10 200  
+ +  
2000-3000kW ( )  
10kW 50-2000kW PE  
100  
10  
<http://cs.easysources.cn/news/news43322939.html> Top ↑

16

(www.china-ics.cn)  
7  
50 50 85  
6 4  
27% 65%  
60%  
30

7 50

50 85

16

10 30

<http://cs.easysources.cn/news/news43322911.html> Top ↑

1.

2010

20

2010

2008 17.9%

2009 20.6% 2010 23.8% 23.5%

20

10

5  
5 12  
3 20  
2010 9 20 1000  
100 10  
+  
+  
+

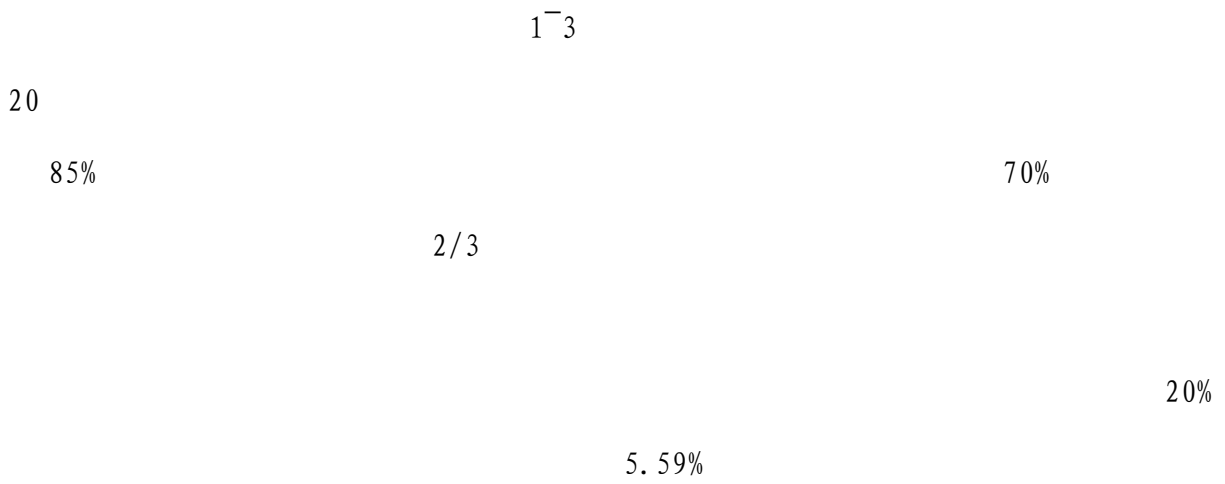
<http://www.chinaiol.com/html/article/2011-6/173810.asp?hy=14> Top ↑

2. “ ”

2009

5

2009



<http://www.chinaiol.com/html/article/2011-5/171612.asp?hy=82> Top ↑

3.

2009					
		3	1500		2
	5				
		2009	7509		7269
3.3%	2660	2638	0.83%		5120
	4895	4.6%			
			32152		
8840		4370		540	
6489		7		9000	
	2500				
			1200		1.3
1 /kg					
			,		

80%~90%



1 6

15.5% 9.5%

9

5

15%

2015

55

( [2010] 09 )

2011

<http://www.compressoronline.cn/Article/ShowArticle.asp?ArticleID=2411> Top ↑

6.

2011

( 2006 8 )

2010 ( )  
 ) GDP 9%; 2005  
 4 2010 14 25%; 16.6%  
 20.3%; 10 5 ; 1752  
 ; 10.4 2009  
 1.5 1.2 1

1000KV 800KV  
 90% 60% 1000  
 2000 4000-10000  
 30 /  
 60%  
 2 60  
 60%  
 2005 80% 2010  
 85%

;

50%

69%; 70%;

2010 2 40%

5.7

38%

61% 2009 64%

2006

7 2008 477

2005 46%

2010 58% 2005 49% 2010 31%

15%

2005 0.65

2009 0.425 34.6%

20% ;

0.47 0.38 18.2%

CAE CAPP PDM ;

90% ;

1

2

;

3

4

(2005 ) )

(2005 ) (

;

;

;

2005 40

(2005 )

(2005 ) 52 33 27

25 60 ; 34 25

14 2 57

84 ( ) 23 3 10

6 91 (2005 )

<http://www.compressoronline.cn/Article/ShowArticle.asp?ArticleID=2467> Top ↑

7.

20 20

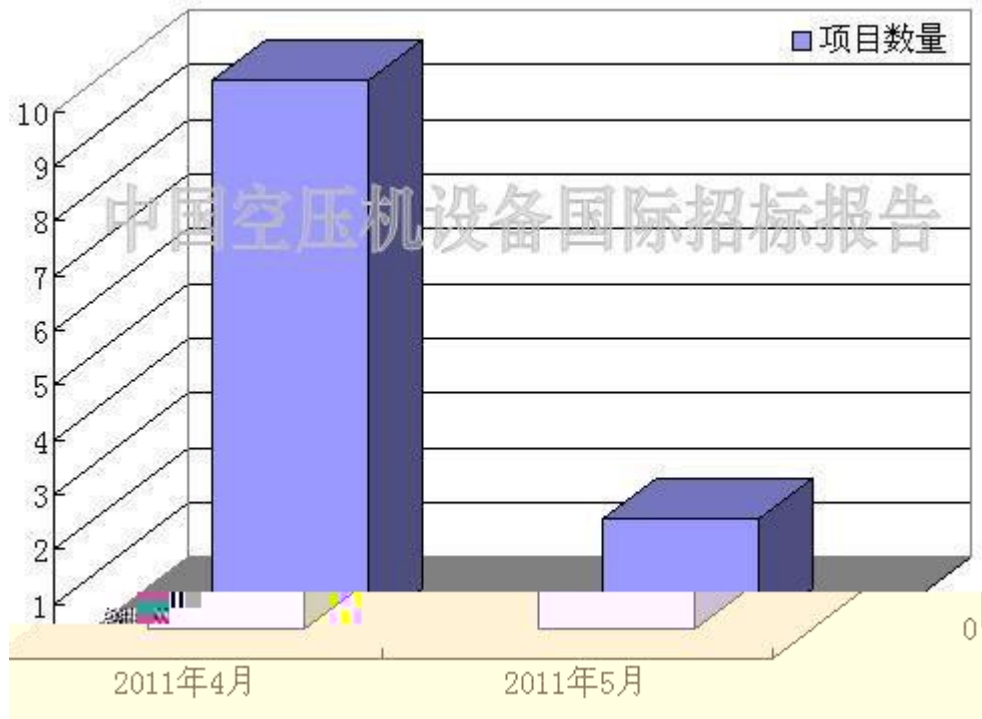
10 2010 4000

2015 9000

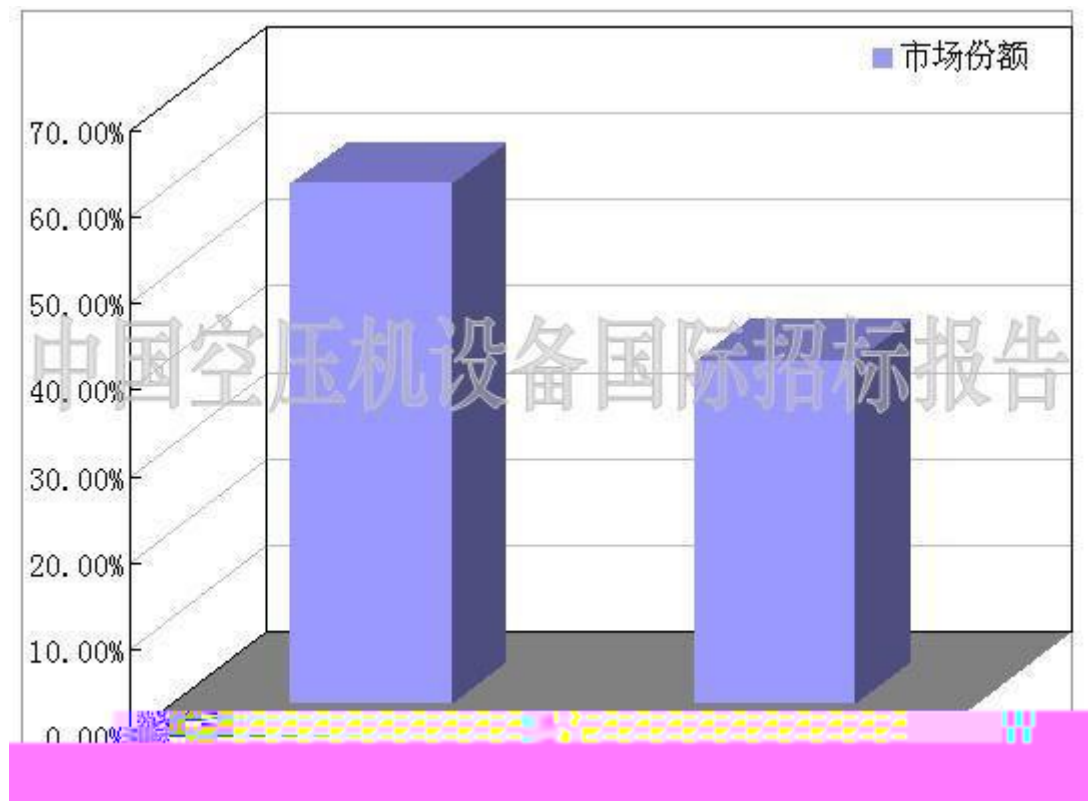
CIFA

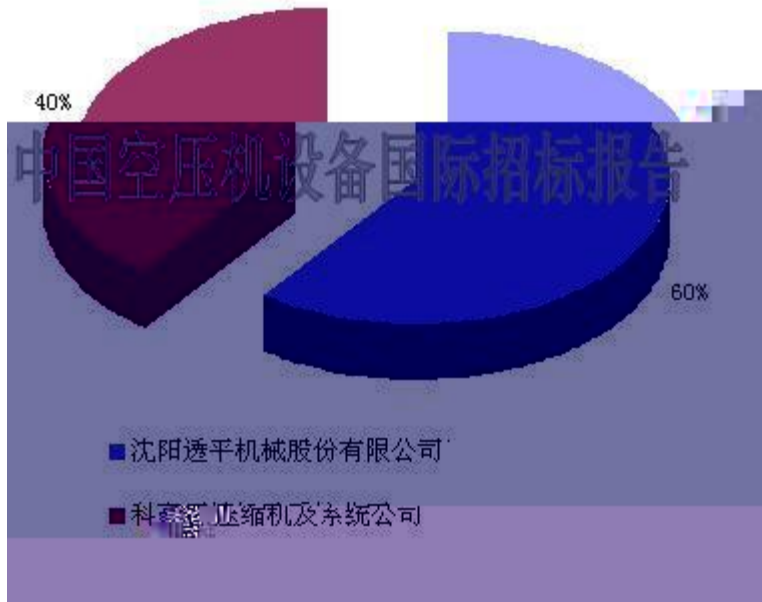
;





5







<http://www.compressor.cn/News/hyqx/2011/0630/59398.html> Top ↑

9.

20 70

(16 )

7.8 ;

1m<sup>3</sup>/min

6000

9000

11.7

**传统型空压站与全性能现场一体型空压机对比**

序号	项目	传统型	现场型
1	供气方式	集中供气	分区模块化供气
2	噪声	噪声比较高	噪声低
3	机器放置要求	必须远离工作现场放置	可以直接摆放在用气点
4	机房要求	高，需要专用机房	低，无需专用机房，节省土地空间，节约建设开支
5	人员要求	需专人看管，增加了人员成本	无需专人负责
6	其它说明		

10~30%

50%

90%

?

0.2 ~ 0.3MPa

;

;

;

;

+

!

10.

5 10

5 11

2015

10GW

2012

<http://www.chinesevacuum.com/ShowArticle.aspx?id=35942&pid=39>

Top ↑

1.

2010

540

60%

206

51%

483

51%

99

57%

97

63%

2011

2004

500

2009

790

<http://www.chinaiol.com/html/article/2011-5/172022.asp?hy=82>

Top

---

	6%		25%	
	242		290	2012
11			1.3	2020
	12			
32				
			GIMS	
(GreeIntelligentManagementSystem)				
GPRS		Internet		
	200		1995	16
2005	6			
20				
		3		300
			30	3

---

2000 12  
10 1000

2010 2010

2009 10  
9.18

30%

2007 ; 2008 2000  
; 2010  
; 2011

1

<http://www.chinaiol.com/html/article/2011-6/173661.asp?hy=14> Top ↑

3.

4 600  
15 7  
56.3% 67 323 20 2010 100  
32 ( ) 20  
8

<http://www.chinaiol.com/html/article/2011-6/174179.asp?hy=14> Top ↑

4.

4 5  
4 5  
4 5 4  
5  
4 20.5 5  
40

4 5

MX 190

5. 0

, 178 131 ,

500 600 ,

,

21

42. 86%

<http://www.chinaiol.com/html/article/2011-6/174279.asp?hy=14> Top ↑

5.

AHU 40

2256

600

6 AP1000

2

2 AP1000 1250MW

2009 12 28

2014 5

<http://www.chinaiol.com/html/article/2011-5/172068.asp?hy=14> Top

<http://www.chinaiol.com/html/article/2011-5/171887.asp?hy=14> Top ↑

7.

5 3400

2010 8

<http://www.chinaiol.com/html/article/2011-5/172174.asp?hy=82> Top ↑

8.

[ ]

SAMSUNG TECHWIN ,

SAMSUNG TECHWIN ,

SAMSUNG

, , , , ,

,

(IGV)

( )

( )

ISO 9001

ISO14001, ISO9001, CE , KT IR52 youngsil

SM

(700-47000) m<sup>3</sup>/min

(100-5900) (kW)

(3.5-25) MPa

(72-84) dB (A)

(=0) PPM

(400000-500000) kg

(mm), X

X (8000\*5500\*4500)

TM

(2200-22000) m<sup>3</sup>/min

(300-3200) (kW)

(2.5-29) MPa

(72-84) dB (A)

(=0) PPM

(9200-26400) kg

(mm), X X

(2900\*1600\*1800-19000\*7500\*8400)

<http://www.compressor.cn/News/hyqx/2011/0515/58983.html> Top ↑

9.

[ ]

(002598)

4000

6 29

40

3

4800

6000

7400

2002

9440

2009

38768

22.36%

2007 1

2000

12

( )

100

24

4

3

26.22% 29.38% 32.04%

30%

5

4

<http://www.compressor.cn/News/hyqx/2011/0622/59328.html> Top ↑

10. • Powercrusher

[ ]Oberndorfer

50cm

Oberndorfer

KR Helmut Oberndorfer

1992

• Powercrusher

!

KR Helmut Oberndorfer

• Powercrusher

• Powercrusher

PC1375 I

Powercrusher

PC1375 I

PC1375 I

PC1375 I

1250 x 750 mm

300t/h

PC1375 I

PC1375 I

PC1375 I

19mm

PC1375 I

Acti 9                      PM5350                      HVX PIX

<http://www.compressor.cn/News/qyzc/2011/0630/59404.html>      Top ↑

12.

[                      ]

/

/

28

2010

2

210

7

20000

<http://www.compressor.cn/News/qyzc/2011/0622/59332.html> Top ↑

13.

[ ]

1

2

15KW

3.5

2200 m<sup>2</sup>

<http://www.compressor.cn/News/qyzc/2011/0613/59249.html> Top ↑

14. Edwards

2011 5 26 / /

Edwards

700

Edwards

LED

Edwards

Neil Lavender-Jones

2012

Edwards

60%

Edwards

15,000

800

Edwards

STP

EXT

Citix

Edwards

Edwards

Edwards2000

11

2006

Edwards

200

Edwards

Edwards

LED

Edwards

3000

Edwards

Edwards

\*

15.

MBA

5 10

OerlikonLeyboldVacuum

160

2005

2005

0.5% 2011

20%

KnowledgeHouse

KPI

+

1

2: 1

2

15Kg

90

15

SWOT

SWOT

- -

SWOT

2009





1.

2011-05-26

1996

05

4

320

1500

<http://info.hvacr.hc360.com/2011/05/260838354132.shtml>

## 2.5 4

2011-05-05

	( )	5	4	(%)	(%)	( )
( )						
000630	24.08	-5.38	-31.30	35.20	0.21	
002514	29.79	-2.74	-31.09	44.65	0.22	
002383	36.32	-2.05	-30.75	85.95	0.0188	
002158	25.00	-2.46	-30.56	31.92	0.1474	

<http://biz.xinmin.cn/zhengquan/2011/05/05/10575307.html>

3.

2011-05-13

2011

4 7

LB

RC2-Z

RC2-1020&1130

RG

/

/銷

,

120

LB

/ /

RC2-Z

RG

<http://info.hvacr.hc360.com/2011/05/130827350654.shtml>

4.

(TZ50 )

2011-05-15

, 9 ,  
, 3 TZ50  
, ,

---

	70%		(002310, )	
40%	30%	4	-32.65%	(002106, )
-32.26%	(002158, )	-31.44 %	(002431, )	-30.03%
13	20%	25	(600160, )	95%
	7	30%		
				84
		26%		
	59		35%	
	25			14%

<http://stock.hexun.com/2011-05-16/129639618.html>

6. 50

<http://stock.hexun.com/2011-05-17/129671024.html>

7.

14

2011-05-20

011-05-

?

5

(

)

(

)

(

)

(

)

)

(

)

5

K "http://stock1.

2011

<http://stock1.cf8.com.cn/news/20110519/109698.shtml>

8.

2011-05-21

2011-05-23

6.shtml"

2008 2010 1.09% 0.87% 0.80%

180 150

0.86% 2009 0.93% 5 (002444, )

(002028, ) (002242, ) (002293, )

(002254, ) 3.05% 3.00% 2.80% 2.74% 2.68%

2.08% 1.85% 1.73% 1% (002269, )

) 900% (002408, ) (002410, )

150% 120%

54 50 0.63% 2009

0.24 3 (300134, ) (300111, )

) (300154, ) 2.07% 1.60% 1.23%

0.98% 0.86%

0.74%

代码	简称	股息率 (%)	派现情况	一季度基金重仓	
				基金家数	基金持股 (股)

002171	精诚铜业	1.17	10转增 10派 2元(含税)	1	14.29
002164	东力传动	1.16	10转增 10派 2元(含税)	3	1 013.10
002158	汉钟精机	1.16	10转增 2派 3元(含税)	1	59.99
002251	步步高	1.15	10派 3元(含税)	2	471.41
002503	搜于特	1.12	10转增 10派 10元(含税)	2	177.59
002417	三元达	1.10	10转增 5派 2.5元(含税)	1	10.00
002037	久联发展	1.09	10派 2元(含税)	3	984.29
002526	山东矿机	1.07	10派 3元(含税)	1	226.83
002441	众业达	1.06	10转增 10派 5元(含税)	1	9.00
002410	广联达	1.04	10转增 5派 6元(含税)	2	570.22
002099	海翔药业	1.02	10派 2元(含税)	2	512.10
002367	康力电梯	0.98	10转增 5派 3元(含税)	1	75.00

<http://stock.hexun.com/2011-05-23/129882357.html>

10.

2011-05-23

5 23

4117.95

9.70

2%

18

5

23

6

5%

3

1.14

9.70

11

0.53%

<http://stock.sohu.com/20110523/n308313646.shtml>

11. 20 ( ) (2011-05-26)

2011-05-26

20							
			( )			( )	
	600097	7	24348.7	18.08%	12.44%	16.96	13.22%
	002015	6	14877.31	17.3%	6.36%	11.47	9.24%
	002147	5	4397.29	13.4%	2.01%	15.39	-2.22%
	600716	5	21787.71	15.65%	9.67%	7.7	15.1%
	002105	4	1823.44	8.73%	0.84%	8.06	3.07%
	002184	4	3674.91	13.9%	2.25%	12.65	7.02%
	002270	4	622.24	7.89%	1.09%	15.62	2.97%
	600619	4	16717.6	42.36%	4.25%	12.35	25.38%
	600283	4	1823.49	2.01%	0.57%	15.13	8.61%
	600573	4	3102.56	12.3%	1.77%	11.45	3.62%
	002137	3	1993.34	10.41%	0.65%	9.89	7.5%
	000702	3	17385.2	24.72%	8.2%	7.95	18.48%

	600810	3	44814.53	72.44%	6.35%	15.95	33.14%
	002158	3	499.74	17.24%	0.11%	25.87	-0.73%
	300059	3	2044.45	15.12%	0.7%	34.7	-5.91%
	300064	3	376.38	5.45%	0.17%	16.55	2.73%
	601518	3	1501.34	8.56%	0.6%	4.07	4.09%

2010

(18.20, 0.00, 0.00%)

2011 EPS1.04    2012 EPS1.38

6                    35    (    :    )

<http://finance.sina.com.cn/stock/companyresearch/20110506/15039803580.shtml>

### 13.

2011-06-9

2011

2011

410A

134A

1500

<http://info.hvacr.hc360.com/2011/06/091420358334.shtml> Top

14.

2011-06-16

5 17

2011

139

5

2011

LB

RC2-Z

RG

RV